

ALWAYS AHEAD

LS2
HELMETS



2019-2020

LS2
HELMETS

ALWAYS **AHEAD**

The background of the advertisement is a grayscale image of a motorcyclist wearing a helmet and riding a motorcycle. The image is blurred to convey a sense of high speed. The motorcyclist is positioned on the right side of the frame, leaning slightly forward. The motorcycle's front fairing and headlight are visible. The overall tone is dynamic and emphasizes the brand's focus on performance and safety.

LS2
HELMETS

KEEP LOOKING FORWARD

Always ahead remains, year after year, our motto. Because we continue writing the history of LS2 with every new product, getting ahead of the future with quality and using the know-how and expertise of today. Our commitment to safety and comfort is the mark of our success.

And success is only achieved by looking forward with the experience of the long road travelled. With hard work and passion we try to make the world a better place one helmet at a time.



INDEX

ROAD RACE

ARROW C / FF323

ROAD TOURING

CHALLENGER C / FF327

CHALLENGER HPFC / FF327

VECTOR EVO HPFC / FF397

BREAKER / FF390

STORM / FF800 NEW

STREAM EVO / FF320

RAPID / FF353

URBAN COMMUTER

VORTEX C / FF313

VALIANT II / FF900 NEW

VALIANT / FF399

METRO EVO / FF324

SCOPE / FF902 NEW

STROBE / FF325

URBAN DOWNTOWN

VERSO / OF570

TWISTER II / OF573

TRACK / OF569

SPITFIRE / OF599

SPHERE LUX / OF558

AIRFLOW / OF562

URBAN UNLIMITED

BOB C / OF602 NEW

BOB HPFC / OF602 NEW

INFINITY / OF521

OFF ROAD

XTRA C / MX471

SUBVERTER / MX470

PIONEER EVO / MX436 NEW

FAST EVO / MX437 NEW

MINI

RAPID MINI / FF353J

WUBY / OF575J

FAST EVO MINI / MX437J NEW

FULL RANGE

28

34

36

40

44

48

52

56

60

64

66

70

74

78

82

86

90

92

96

100

104

108

112

116

118

122

126

130

132

136

140

144

148

150

154

156

158

160







DRIVING LONGER

Ride Safe / **RIDE FREE**

Here at LS2 we think of safety, design and functionality when we design our range. The creation of a new helmet is a very specialized affair taking in many different areas of technology.

Our designers, engineers and technicians are all passionate about motorcycling and when designing and producing a new helmet they use this knowledge and passion to create a range of helmets which are better than the last.





BEAUTY IS ON THE INSIDE

Each LS2 helmet, either in Carbon, HPFC, KPA or HPTT is composed of three main elements, the external shell, an internal shock absorbing EPS and numerous accessories such as comfort linings, retention systems, visor and more.

NOT ORDINARY PEOPLE

We believe in the uniqueness of people, in those who give life to our helmets every day and go out into the streets making their daily lives one-of-a-kind. People who are diverse but having, nevertheless, a lot in common. Our “Not Ordinary People Series” is a tribute to people who enjoy life in a different way.





YARI
COPT

ENTREPRENEUR
EX PRO SKATER



Not Ordinary People.

CARBON

Carbon Fibre is a material used extensively in the aeronautical industry and of course in the highly competitive world of Formula 1 and MotoGP. It has incredible strength but it's extremely light.

LS2 uses multiple layers of our exclusive wide-weave carbon fibre for a very light, but strong shell that handles impacts in the most efficient and safe way.



HPFC

High Performance Fibre Composite is a carefully layered blend of a unique weave of fibres pre-impregnated with resin into a strong, ultra lightweight, but rigid shell that accepts an impact while dispersing energy for a safer ride.





KPA

A proprietary blend of polycarbonate, space age thermoplastics and additional materials specifically formulated by LS2, KPA: Kinetic Polymer Alloy, offers ultra-light weight and high penetration resistance, but with some flexibility for the ultimate in energy dispersion. This special formula meets both ECE 22.05 and DOT requirements.

HPTT

In an exclusive process developed by our researchers named HPTT (High Pressure Thermoplastic Technology) a mix of ABS is injected in moulds. The moulds used in this high precision industrial process are sculpted from blocks of metal weighing several hundred kilos.



OPTIMAL VISION

Perfect vision is essential to ensure safety on the road. For this reason all our visors are built with a 3D Optically Correct "A Class" Polycarbonate, a material with high resistance to impact, that avoids distortion and offers maximum clarity.

Additionally, most of our helmets are available with an integrated sun visor, making them suitable for any kind of ride.





AERO- DYNAMICS

The design of the external shell of our helmets takes advantage of several aerodynamic principles to use wind energy in favor of the rider both professional and amateur.

The shape of the shell and ventilation ports helps to maintain stability while driving and to renew the air inside the helmet efficiently.





TECHNOLOGY FOR ALL

Engineers and developers at LS2 look at the needs of the market every day and are always on the quest for new technology to incorporate into our products.

We still however maintain our principle of making such technology affordable for the greatest number of riders. Therefore each helmet we produce benefits from this work ethic making each helmet functional for those who ride everyday.





R&D

Each new model is the fruit of many hours of study analyzing every minute detail of the shell: the strenght of his structure, comfort, aerodynamics and ventilation.

Each step has the goal to develop a product in accordance with each potential user that requires from his helmet the maximum level of quality, comfort and style. This is the reason why LS2 can boast worldwide patents on special moulding materials and technical solutions. The ultimate touch on the development process is given by the creatives who, by interpreting the most current style and trends of the moment, propose a variety of graphics and colors able to satisfy a wide range of users, male and female, young and adult.



HANDMADE EXCELLENCE

Once a shell has been removed from its mold it is checked by our technical experts to make sure it meets our exacting standards. The shell is then coated with several layers of the base colour paint and then the graphics are applied by hand using decals placed by our skilled manufacturers. Lastly, the helmet is lacquered with an anti UV coating to ensure the colour remains as good as the first day and to give an extra layer of protection to all the materials beneath.

PRECISION ASSEMBLY

The final assembly of a helmet is then undertaken by a technician who follows a strict process for fitting the EPS liner, retention strap and visor mechanism. And finally the comfort liner and user instructions. Each helmet then has a final quality check before being boxed ready for dispatch.

PERMANENT QUALITY CONTROL

Once a shell has been removed from its mold it is checked by our technical experts to make sure it meets our exacting standards. The shell is then coated with several layers of the base colour paint and then the graphics are applied by hand using decals placed by our skilled manufacturers. Lastly, the helmet is lacquered with an anti UV coating to ensure the colour remains as good as the first day and to give an extra layer of protection to all the materials beneath.

PERFECT FITTING

To ensure good protection the helmet must fit your head to perfection, special attention should be paid to the shell shape design and materials to minimize the effects of a possible impact. It is key to obtain a perfect fit to your head from outside to inside, as well as the shell, the configuration of the EPS liner, which should match closely the human head shape.



2XS-XS-S



EPS/3
IN-MOLD EPS
POLYCARBONATE
MULTI
DENSITY



EPS/2
MULTI
DENSITY
EPS




M-L

XL-2XL-3XL-4XL

24^p

NEW VECTOR EVO SWIPE





SPECIAL EFFECTS

The new graphics of LS2's 2020 collection include a series of special prints that meet the aesthetic needs of a market which is becoming more and more demanding in terms of original, creative products based upon the constant appearance of new trends and lifestyles.

Perhaps the most surprising visual element is the iridescent effect used on the black surface of the Swipe graphic on the FF397 VECTOR EVO which causes reflected light to change colors depending upon the angle from which the shell is viewed. By applying this technique, a striking variety of colors of the rainbow can be created.

BLACK SERIES

TNT

This sophisticated series gives to our helmets a special value and an elegant singularity, where all the details have been taken into account. The helmets belonging to our "black series" are exclusively made in black: a path through different textures and finishing in keeping with the appearance of the helmet.



COLLECTION

OFF-ROAD



NEW SUBVERTER NOIR

27^P

ROAD RACE





ARROW C / **FF323**



DISCOVER ALL OUR LS2-RIDERS IN
WWW.LS2RIDERS.COM

JOHN MCPHEE
MOTO 3 RIDER

KAZUKI MASAKI
MOTO 3 RIDER

MAKAR YURCHENKO
MOTO 3 RIDER

XAVI CARDELÚS
MOTO 2 RIDER

RANDY DE PUNIER
MOTO (E) RIDER

LUKAS TULOVIC
MOTO 2 RIDER



32^p

MCPHEE REPLICA
BLACK BLUE RED
10323 99 56





MCPHEE
MOT03



FF323

ARROW
C A R B O N
ARROW

ROAD RACE

I SPECIFICATIONS

SHELL

Certified ECE 22.05

GR 1300 ± 50

4 Shell

2XS>XS>S / M>L / XL>2XL / 3XL>4XL

Made of Carbon

Long Oval

COMFORT LINER

Removable & Washable

Breathable

Hypoallergenic

Laser - Cut Foam

Chin Curtain

VENTILATION

Channeled EPS

Tow-Step Front Vent

Top Vent

Exhaust port

Breath Deflector

VISOR

Racing Visor

Quick Release System

Scratch Resistant

UV Resistant

Ready For Tear OFF

Ready For Pinlock

SECURITY

Double D Ring

Emergency Release System

Reinforced Chin Strap

Metal Security Plate

Reflective Safety Patch

Multi - Density EPS

Neck Roll



MORE INFO



ARROW C

ROAD RACE FF323



4 SHELLS



MADE OF CARBON



1300±50GR



HOMOLOGATION



SOLID
CARBON
10323 30 98




STING
BLACK H-V YELLOW
10323 37 55



STING
BLUE FLUO ORANGE
10323 37 52

Available only



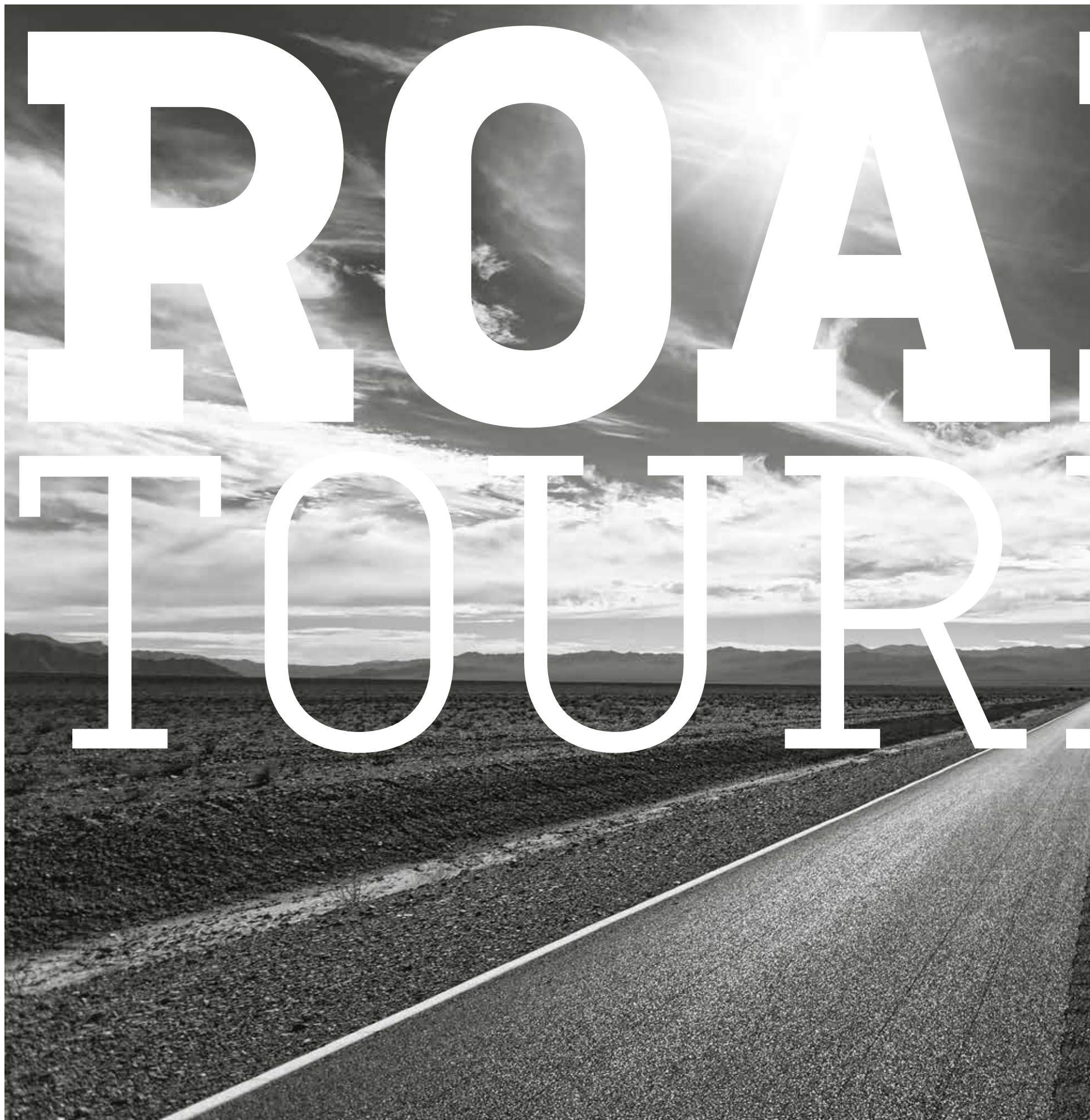
NEW

MCPHEE REPLICA
BLACK BLUE RED
10323 99 56



**FIM RACING
HOMOLOGATION
PROGRAMME**

The FIM is pleased to announce a new FIM homologation for the LS2 FF323 Arrow Racing Carbon. The homologation is valid only for the sizes S, M and L and in presence of all available appendices (chin guard, frontal, top and rear ventilation and spoiler).



ROAD TOUR

DRIVING

CHALLENGER C / **FF327**

CHALLENGER HPFC / **FF327**

VECTOR EVO / **FF397**

BREAKER / **FF390**

STORM / **FF800**

NEW

STREAM EVO / **FF320**

RAPID / **FF353**

CHALLENGER IS GOING AFTER

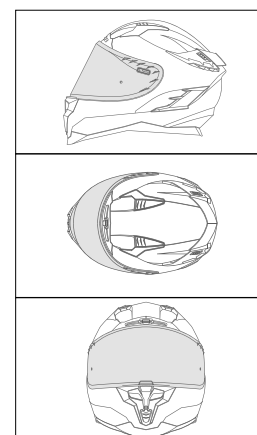
THE GAME HAS CHANGED

Ask a motorcyclist about the “best helmet” in the world, and invariably you will hear a very short list of names. This is an elite club that is the dream of every brand in the world. It is a challenge worthy of the fight and LS2 has entered the arena.

We are proud to introduce the Challenger. Fit. Finish. Function. Performance. The Challenger will face the competition head-to-head and feature-for-feature. Bold. Unafraid. The Game Has Changed.



ROAD



FF327

CHALLENGER

C A R B O N

ROAD TOURING

40P

FF327

CHALLENGER

ROAD TOURING

I SPECIFICATIONS

SHELL

Certified ECE 22.05
GR 1350 ± 50
3 Shells
2XS>XS>S / M>L / XL>2XL>3XL
Made of Carbon
Long Oval

VENTILATION

Channeled Ports
Top Vent
Chin Vent
Exhaust Port
Breath Deflector

SECURITY

Emergency Release System
Metal Security Plate
Neck Roll
Reflective Safety Patch
Reinforced Chin Strap
Double D Ring Buckle
Multi-density EPS

COMFORT LINER

Removable & Washable
Breathable
Hypoallergenic
Laser-Cut Foam
Chin Curtain

VISOR

Air Diffuser
Quick Release System
Racing Visor
Ready For Tear OFF
Scratch Resistant
UV Resistant
Vortex Generator
Twin Shield System



MORE INFO



CHALLENGER C

ROAD TOURING FF327



3 SHELLS



MADE OF CARBON



1350±50GR



HOMOLOGATION



SOLID
CARBON
10327 70 99



KONIC
MATT CARBON BLUE
10327 71 25



KONIC
MATT CARBON RED
10327 71 31



GRID
BLUE CARBON RED
10327 72 31



GRID
MATT CARBON ORANGE
10327 72 51



DRONE
MATT CARBON BLUE
10327 74 25





DRONE
MATT CARBON H-V YELLOW
10327 74 54

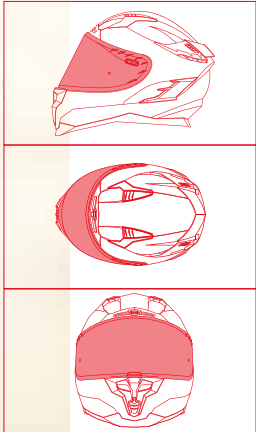
CARBON

TAKE THE CHALLENGE



WPC





FF327

CHALLENGER

ROAD TOURING

43P

FF327

CHALLENGER

ROAD TOURING

I SPECIFICATIONS

SHELL

Certified ECE 22.05

GR 1420 ± 50

3 Shells

2XS>XS>S / M>L / XL>2XL>3XL

Made of HPFC

Long Oval

COMFORT LINER

Removable & Washable

Breathable

Hypoallergenic

Laser-Cut Foam

Chin Curtain

VENTILATION

Channeled Ports

Top Vent

Chin Vent

Exhaust Port

Breath Deflector

VISOR

Racing Visor

Twin Shield System

Quick Release System

Scratch Resistant

UV Resistant

Pinlock Max Vision Ready

SECURITY

Emergency Release System

Reinforced Chin Strap

Metal Security Plate

Reflective Safety Patch

Multi-Density EPS

Neck Roll



MORE INFO



CHALLENGER HPFC

ROAD TOURING FF327



3 SHELLS



MADE OF HPFC



1420±50GR



HOMOLOGATION



SOLID
WHITE
10327 10 02



SOLID
MATT TITANIUM
10327 10 07



SOLID
MATT BLACK
10327 10 11



SOLID
BLACK
10327 10 12



JEANS
TITANIUM
10327 19 08



FLEX
MATT BLACK
10327 30 11



FUSION
MATT TITANIUM BLUE
10327 31 07



FUSION
MATT TITANIUM PINK
10327 31 46



FUSION
BLUE RED
10327 31 26



SQUADRON
MATT FLUO ORANGE
10327 34 52



SQUADRON
MATT H-V YELLOW
10327 34 54



RANDY
MATT BLACK GLOSS GREEN
10327 35 60



CANNON
JEANS FLUO ORANGE
10327 36 51

NEW



PROPELLER
BLACK TITANIUM
10327 38 08

NEW



PROPELLER
RED BLUE
10327 38 26

NEW

CHOOSE YOUR VECTOR EVO

A RIVAL TO THE FINEST HELMETS IN THE WORLD.

A technically advanced full face motorcycle helmet, our new Vector offers outstanding technology and features. The shell is made from LS2's proprietary High Performance Fibre Composite (HPFC).

Stunningly lightweight, yet durable and energy absorbent, we designed the shell to be both aerodynamic and stable, even under windy conditions.



ROAD

FF397

VECTOR EVO

ROAD TOURING



FF397

VECTOR EVO

ROAD TOURING

I SPECIFICATIONS

SHELL

Certified ECE 22.05
GR 1390 ± 50
3 Shells
2XS>XS>S / M>L / XL>2XL>3XL
Made of HPFC
Intermediate Oval

COMFORT LINER

Removable & Washable
Breathable
Hypoallergenic
Laser-Cut Foam
Chin Curtain
Magna-Tech Liner

VENTILATION

Channeled Ports
Top Vent
2 Step Front Vent
Chin Vent
Exhaust Port
Breath Deflector

VISOR

Twin Shield System
Quick Release System
Scratch Resistant
UV Resistant
Fog Resistant
Anti Fog System Max Vision

SECURITY

Quick Release Strap
Emergency Release System
Reinforced Chin Strap
Metal Security Plate
Reflective Safety Patch
Multi-Density EPS
Neck Roll

[MORE INFO](#)

VECTOR EVO

ROAD TOURING FF397



3 SHELLS



MADE OF HPFC



1390-50GR



HOMOLOGATION



SOLID
WHITE
10397 10 02



SOLID
MATT BLACK
10397 10 11



SOLID
BLACK
10397 10 12



HUNTER
MATT BLACK TITANIUM
10397 33 08



HUNTER
MATT FLUO ORANGE BLACK
10397 33 51



KRYPTON
MATT BLACK TITANIUM
10397 21 08



KRYPTON
MATT BLUE H-V YELLOW
10397 21 25



COSMOS
MATT BLACK PINK
10397 22 46



NEW

SWIPE
RAINBOW
10397 36 11



NEW

SWIPE
MATT BLACK RED
10397 36 32



NEW

STENCIL
MATT BLUE
10397 37 26



NEW

STENCIL
MATT BLACK RED
10397 37 32



NEW

STENCIL
MATT BLACK H-V YELLOW
10397 37 54



NEW

STENCIL
MATT TITANIUM PURPLE
10397 37 74

BREAKING THE RULES

IF YOU LOVE THE ROAD, YOU'LL LOVE BREAKER.

The new full face Breaker is one of the greatest exponents of the LS2 technology applied to a helmet in terms of safety, comfort and design. Suitable for long distances, it is designed for anyone looking to enjoy the freedom to move on two wheels in search of unique experiences without risk.

Both its monochrome versions as the graphics have their own character and are created to satisfy demanding tastes.



1 E



FF390

BREAKER

ROAD TOURING



52^P

FF390

BREAKER

ROAD TOURING

SPECIFICATIONS

SHELL

Certified ECE 22.05
GR 1400 ± 50
3 Shells
2XS>XS>S / M>L / XL>2XL>3XL
Made of KPA
Intermediate Oval

COMFORT LINER

Removable & Washable
Breathable
Hypoallergenic
Laser-Cut Foam
Chin Curtain
Magna-Tech Liner

VENTILATION

Channeled Ports
Top Vent
Chin Vent
Exhaust Port
Breath Deflector

VISOR

Twin Shield System
Quick Release System
Scratch Resistant
UV Resistant
Fog Resistant
Anti Fog System Max Vision

SECURITY

Steel Quick Release Buckle
Emergency Release System
Reinforced Chin Strap
Metal Security Plate
Reflective Safety Patch
Multi-Density EPS
Neck Roll



MORE INFO



BREAKER

ROAD TOURING FF390



SOLID
WHITE
10390 10 02



SOLID
MATT TITANIUM
10390 10 07



SOLID
MATT BLACK
10390 10 11



SOLID
BLACK
10390 10 12



PHYSICS
MATT BLACK TITANIUM
10390 26 07



PHYSICS
BLACK RED
10390 26 32



ANDROID
BLUE RED
10390 27 26



SWAT
FLUO ORANGE BLACK
10390 28 52



FELINE
MATT BLACK H-V YELLOW
10390 29 54



DEFT
MATT BLACK TITANIUM
10390 30 07



BETA
MATT BLUE
10390 31 26



BETA
MATT RED BLUE
10390 31 31



BETA
MATT COBALT H-V YELLOW
10390 31 53



BETA
MATT PURPLE
10390 31 74

RIDERS ON THE STORM

THE NEW FULL-FACE. DYNAMIC SPORT.

LS2 Helmets Storm full-face motorcycle helmet offers the performance and features of helmets costing two to three times as much, but because we build it in our own factory, LS2 is able to offer it at an incredible value. The shell is uses LS2's proprietary KPA. It's light, but strong. Easy to use and fully adjustable top vents are ported to allow true flow through ventilation.



— **FF800** —
STORM
— **ROAD TOURING** —





NEW

55P

56^p

NEW

FF800

STORM

ROAD TOURING

I SPECIFICATIONS

SHELL

Certified ECE 22.05
GR 1350 ± 50
2 Shells
XS>S>M / L>XL>2XL>3XL
Made of KPA
Intermediate Oval

COMFORT LINER

Comfort Liner
Chin Curtain
Hypoallergenic
Laser - Cut Foam
Ready For Glasses

VENTILATION

Channeled EPS
Top Vent
Chin Vent
Exhaust Port

VISOR

Twin Shield System
Quick Release System
Scratch Resistant
UV Resistant
Ready For Pinlock

SECURITY

Quick Release Buckle
Quick Sun visor Control
Reinforced Chin Strap
Reflective Safety Patch
Multi - Density EPS



MORE INFO



STORM

ROAD TOURING FF800



2 SHELLS



MADE OF KPA



1350±50GR



HOMOLOGATION



NEW

SOLID
WHITE
10800 10 02



NEW

SOLID
MATT TITANIUM
10800 10 07



NEW

SOLID
MATT BLACK
10800 10 11



NEW

SOLID
BLACK
10800 10 12



NEW

SOLID
NARDO GREY
10800 37 04



NEW

JEANS
TITANIUM
10800 19 08



NEW

NERVE
WHITE ANTIQUE GOLD
10800 20 43



NEW

NERVE
MATT BLACK RED
10800 20 32



NEW

NERVE
MATT BLACK H-V YELLOW
10800 20 60



NEW

RACER
BLUE RED
10800 21 32



NEW

RACER
MATT TITANIUM FLUO ORANGE
10800 21 52



NEW

RACER
MATT BLUE
10800 21 22



NEW

FASTER
MATT TITANIUM
10800 22 07



NEW

FASTER
RED BLUE
10800 22 26



NEW

FASTER
MATT RED TITANIUM
10800 22 32



NEW

FASTER
MATT FLUO ORANGE BLUE
10800 22 52



NEW

CLASSY
ANTIQUE GOLD
10800 23 43



NEW

CLASSY
RED
10800 23 32

THE STREAM EVOLUTION

IDEAL TO ENJOY THE CITY.

A helmet for you to roll atop asphalt or lose yourself on remote routes on a scooter or sport motorcycle. It comes in solid colours or flashy designs. Stream Evo is a technologically advanced helmet with an aerodynamic and very resistant shell.

The UV Resistant visor and the polycarbonate screen prevent distortion of the image which, along with its internal sun shield, optimizes visibility during any adventure, guaranteeing maximum safety.





— FF320 —
STREAM EVO
— ROAD TOURING —

59P

60P

FF320

STREAM EVO

ROAD TOURING

I SPECIFICATIONS

SHELL

Certified ECE 22.05
GR 1550 ± 50
1 Shell
2XS>XS>S>M>L>XL>2XL
Made of HPTT
Long Oval

VENTILATION

Channeled EPS
Top Vent
Chin Vent
Exhaust Port
Breath Deflector

SECURITY

Quick Release Strap
Reinforced Chin Strap
Reflective Safety Patch
Multi - Density EPS
Neck Roll

COMFORT LINER

Removable & Washable
Breathable
Hypoallergenic
Laser - Cut Foam
Chin Curtain

VISOR

Twin shield System
Quick Release System
Scratch Resistant
UV Resistant
Ready For Pinlock



MORE INFO



STREAM EVO

ROAD TOURING FF320



1 SHELL



MADE OF HPTT



1550±50GR



HOMOLOGATION



SOLID
WHITE
10320 40 02



SOLID
MATT BLACK
10320 40 11



SOLID
BLACK
10320 40 12



JINK
MATT BLACK H-V YELLOW
10320 42 54



COMMANDER
WHITE BLACK RED
10320 43 02



KUB
BLACK RED
10320 44 32



HYPE
WHITE BLACK TITANIUM
10320 45 08



AXIS
WHITE BLUE
10320 46 26



LUX
MATT BLACK PINK
10320 47 46



LAVA
FLUO ORANGE BLACK
10320 50 52



PASLY
MATT VIOLET
10320 53 75

NEW



THRONE
MATT BLACK TITANIUM
10320 54 07

NEW



THRONE
MATT BLACK H-V YELLOW
10320 54 51

NEW



THRONE
WHITE ORANGE
10320 54 54

NEW

THE JOURNEY BEGINS WITH

A BASIC SHAPE FOR A TOTAL PROTECTION.

The new Rapid interprets the basic compromise between high level protection and easy design. This new helmet of the LS2 range is molded in HPTT, a mix of ABS giving a total safe structure with a very light weight, three shells, breath deflector, Class A visor and quick release system. This helmet is perfect to be used for a daily rides in the city and really comfortable for mid-distance journeys.



Y
R
A
P
I
D



— FF353 —
RAPID
— ROAD TOURING —

63^P

64^P

FF353

RAPID

ROAD TOURING

I SPECIFICATIONS

SHELL

Certified ECE 22.05
GR 1300 ± 50
2 Shells
XS>S>M / L>XL>2XL>3XL
Made of HPTT
Long Oval

VENTILATION

Channeled Ports
Chin Vent
Top Vent
Exhaust Port
Breath Deflector

SECURITY

Quick Release Strap
Reinforced Chin Strap
Multi-Density EPS
Neck Roll

COMFORT LINER

Removable and Washable
Breathable
Hypoallergenic
Laser-Cut Foam

VISOR

Quick Release System
Scratch Resistant
UV Resistant
Anti Fog System



MORE INFO



RAPID

ROAD TOURING FF353



2 SHELLS



MADE OF HPTT



1300±50GR



HOMOLOGATION



SOLID
WHITE
10353 10 02



SOLID
MATT TITANIUM
10353 10 07



SOLID
MATT BLACK
10353 10 11



SOLID
BLACK
10353 10 12



POPPIES
PINK
10353 20 46



DEADBOLT
MATT BLACK BLUE
10353 24 26



DEADBOLT
MATT BLACK ORANGE
10353 24 51



CARRERA
MATT BLACK H-V YELLOW
10353 25 54



BOHO
WHITE BLACK PINK
10353 26 15



GHOST
WHITE BLACK RED
10353 27 32



CIRCLE
MATT TITANIUM FLUO ORANGE
10353 35 52

NEW



CROMO
MATT BLACK H-V YELLOW
10353 36 54

NEW



CROMO
MATT FLUO ORANGE BLUE
10353 36 26

NEW



NAUGHTY
WHITE RED
10353 41 02

NEW



NAUGHTY
MATT BLACK H-V YELLOW
10353 41 60

NEW



NAUGHTY
MATT BLUE FLUO ORANGE
10353 41 50

NEW

An aerial, black and white photograph of a city at night. The image shows a multi-lane highway with long-exposure light trails from cars, creating a sense of motion. In the background, various city buildings are visible, some with lights on. The overall scene is a high-angle, wide-area shot of an urban environment.

TURB COMM



ANT UTTER

VORTEX / **FF313**

VALIANT II / **FF900**

NEW

VALIANT / **FF399**

METRO P/J EVO / **FF324**

SCOPE / **FF902**

NEW

STROBE / **FF325**

BLACK IS BLACK

THE DOUBLE-FACE OF THE ELEGANCE.

Vortex, the new incredible flip-up of the LS2 range, reaches and goes beyond the standards of elegance and comfort for a double face helmet. Brilliant and arrogant, the new Vortex looks to guarantee the maximum security and an excellent comfort to the users, but it doesn't disdain fashion and trends.

Its strength 100% Carbon Fibre, the same used extensively in the aeronautical industry, Formula 1 and MotoGP, is expression of reliability but also of an absolute lightness, to make it the perfect helmet for the night and day, for the city streets or for a journey to the infinite.



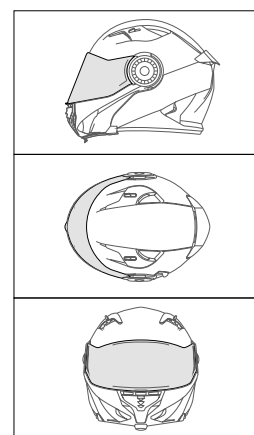


FF313

VORTEX

C A R B O N

— URBAN COMMUTER —



70P

FF313

VORTEX
C A R B O N

— URBAN COMMUTER —

I SPECIFICATIONS

SHELL

Certified ECE 22.05
GR 1390 ± 50
3 Shells
XS>S / M>L / XL>2XL
Made of Carbon
90° Flip -Up System
KPA Modular Chin

VENTILATION

Channeled EPS
Top Vent
Chin Vent
Additional Ventilation
Exhaust Port

SECURITY

Steel Quick Release Buckle
Reinforced Chin Strap
Reflective Safety Patch
Multi - Density EPS
Neck Roll

COMFORT LINER

Removable & Washable
Breathable
Hypoallergenic
Laser - Cut Foam
Chin Curtain

VISOR

Twin Shield System
Breath Deflector
Quick Release System
Scratch Resistant
UV Resistant
Breath Deflector
Ready For Pinlock



MORE INFO



VORTEX C

URBAN COMMUTER FF313



3 SHELLS



MADE OF CARBON



1390±50GR



HOMOLOGATION



SOLID
MATT CARBON
50313 10 98



SOLID
CARBON
50313 10 99



FRAME
MATT CARBON H-V YELLOW
50313 20 54



THE EXPERT'S CHOICE

BEYOND THE BOUNDARIES OF COMFORT, SAFETY AND VERSATILITY.

LS2 Valiant II 180 degree Flip Front Modular Motorcycle Helmet is the most versatile helmet on the market today. The designers at LS2 took a popular concept, 180 degree flip, and designed a totally new and unique mechanism, allowing the Valiant II to be the smallest, lightest helmet of its kind on the market.



S

NEW

FF900

VALIANT II

— URBAN COMMUTER —



73P

74^P

NEW

FF900

VALIANT II

— URBAN COMMUTER —

I SPECIFICATIONS

SHELL

Certified ECE 22.05
GR 1700 ± 50
2 Shells
2XS>XS>S>M>L / XL>2XL>3XL
Made of KPA
180° Flip -Up System
Long Oval

VENTILATION

Channeled EPS
2 Ways Chin Vent
Top Vents
Exhaust Port
Liner Hyper Ventilation

SECURITY

Quick Release Buckle
Reinforced Chin Strap
Quick Sun Visor Contrl
Multi - Density EPS
Neck Roll

COMFORT LINER

Comfort Liner
Hypoallergenic
Laser - Cut Foam
Chin Curtain
Ready For Glasses
Self-Up Visor System

VISOR

Twin Shield System
Quick Release System
Scratch Resistant
UV Resistant
Anti- Fog
Pinlock Included



MORE INFO



VALIANT II

URBAN COMMUTER FF900



2 SHELLS



MADE OF KPA



1700±50GR



HOMOLOGATION



NEW

SOLID
WHITE
50900 10 02



NEW

SOLID
MATT TITANIUM
50900 10 07



NEW

SOLID
MATT BLACK
50900 10 11



NEW

SOLID
BLACK
50900 10 12



NEW

NOIR
MATT BLACK
50900 14 11



NEW

JEANS
TITANIUM
50900 19 08



NEW

ORBIT
JEANS
50900 20 08



NEW

ORBIT
MATT BLUE
50900 20 23



NEW

HAMMER
MATT BLACK BLUE
50900 21 26



NEW

HAMMER
MATT BLACK RED
50900 21 32



NEW

HAMMER
MATT BLACK H-V YELLOW
50900 21 54



NEW

REVO
WHITE RED BLUE
50900 22 32



NEW

REVO
MATT TITANIUM FLUO ORANGE
50900 22 50



NEW

REVO
MATT BLACK H-V YELLOW
50900 22 54



NEW

GRIPPER
MATT TITANIUM
50900 23 07



NEW

GRIPPER
MATT ANTIQUE GOLD
50900 23 62

BE A VALIANT WARRIOR

THAT SENSE OF FREEDOM AND RESPONSIBILITY. FEELING FREE.

Valiant is a very innovative helmet that combines an advanced construction technology to a very modern design, offering an excellent level of safety and comfort.

Molded in KPA, an exceptional light and flexible material, Valiant enters of law in the Urban Commuter segment to accompany users in the city while riding a scooter or a maxi-scooter, but also represents the best companion along a two-wheel touristic or adventure travel on medium and long routes.





— FF399 —
VALIANT
— URBAN COMMUTER —

78^p

FF399

VALIANT

— URBAN COMMUTER —

I SPECIFICATIONS

SHELL

Certified ECE 22.05
GR 1700 ± 50
2 Shells
XS>S>M>L / XL>2XL>3XL
Made of KPA
180° Flip -Up System
Long Oval

VENTILATION

Channeled EPS
2 Ways Chin Vent
Top Vents
Exhaust Port
Liner Hyper Ventilation

SECURITY

Steel Quick Release Buckle
Reinforced Chin Strap
Reflective Safety Patch
Multi - Density EPS
Neck Roll

COMFORT LINER

Removable & Washable
Breathable
Hypoallergenic
Laser - Cut Foam
Chin Curtain

VISOR

Twin Shield System
Quick Release System
Scratch Resistant
UV Resistant
Air Diffuser
Ready For Pinlock



MORE INFO




VALIANT

URBAN COMMUTER FF399



2 SHELLS



MADE OF KPA



1700 ± 50GR



HOMOLOGATION



SOLID
WHITE
50399 10 02



SOLID
MATT TITANIUM
50399 10 07



SOLID
MATT BLACK
50399 10 11



SOLID
BLACK
50399 10 12



79^p

DREAM IT, BU BELIEVE IT!

BOLD. INNOVATIVE. ADVANCED. MODULAR.

LS2's Metro Evo reimagines the possibilities of a modern, full-face modular motorcycle helmet. It starts with the aerodynamic shell built from our exclusive Kinetic Polymer Alloy (KPA).

This super strong alloy offers exceptionally lightweight and a bit of flexibility for energy absorption with penetration resistance that rivals that of high-end composites. The Metro is dual-homologated as both a full-face and open-face helmet.





— FF324 —
METRO EVO
— URBAN COMMUTER —

82^P

FF324

METRO EVO

— URBAN COMMUTER —

I SPECIFICATIONS

SHELL

Certified ECE 22.05
GR 1550 ± 50
3 Shells
2XS>XS>S / M>L / XL>2XL>3XL
Made of KPA
90° Flip -Up System
Long Oval

VENTILATION

Channeled EPS
2 Ways Chin Vent
Top Vents
Exhaust Port
Liner Hyper Ventilation

SECURITY

Quick Release Strap
Reinforced Chin Strap
Reflective Safety Patch
Multi - Density EPS
Neck Roll

COMFORT LINER

Removable & Washable
Breathable
Hypoallergenic
Laser - Cut Foam
Chin Curtain

VISOR

Twin Shield System
Breath Deflector
Scratch Resistant
UV Resistant
Peak Included
Ready For Pinlock



MORE INFO



METRO PJ EVO

URBAN COMMUTER FF324



3 SHELLS



MADE OF KPA



1550*506R



HOMOLOGATION



SOLID
WHITE
50324 13 02



SOLID
MATT BLACK
50324 13 11



SOLID
BLACK
50324 13 12



RAPID
MATT BLACK H-V YELLOW
50324 32 54



SUB
BLACK GLOW LIGHT
50324 36 12



BUZZ
MATT BLACK TITANIUM BLUE
50324 40 26



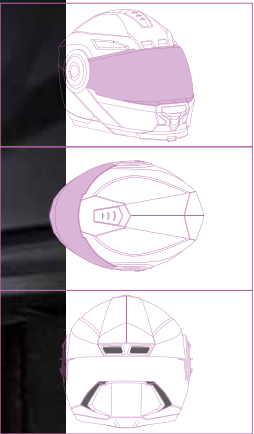
83P

BORN TO BE THE WINNER

HIGH-CLASS VERSATILITY.

Designed for a sport or touring motorcycle, this is the ideal helmet for all kind of travel thanks to its features which have been developed with the best technology to guarantee safety, protection, and comfort through your route.





NEW



— FF902 —
SCOPE
— URBAN COMMUTER —



85P

86^p

NEW

FF902

SCOPE

— URBAN COMMUTER —

I SPECIFICATIONS

SHELL

Certified ECE 22.05
GR 1650 ± 50
3 Shells
XS>S / M>L / XL>2XL
Made of HPTT
90° Flip -Up System
Long Oval

VENTILATION

Channeled EPS
Top Vents
Chin Vent
Exhaust Ports

SECURITY

Quick Release Buckle
Quick Sun Visor Control
Reinforced Chin Strap
Reflective Safety Patch
Multi - Density EPS

COMFORT LINER

Removable & Washable
Breathable
Hypoallergenic
Laser - Cut Foam
Chin Curtain
Ready For Glasses

VISOR

Twin Shield System
Quick Release Ssystem
Scratch Resistant
UV Resistant
Ready For Pinlock



MORE INFO



SCOPE

URBAN COMMUTER FF902



3 SHELLS



MADE OF HPTT



1650±50GR



HOMOLOGATION



NEW

SOLID
WHITE
50902 10 02



NEW

SOLID
MATT TITANIUM
50902 10 07



NEW

SOLID
MATT BLACK
50902 10 11



NEW

SOLID
BLACK
50902 10 12



NEW

SKID
BLACK H-V YELLOW
50902 20 54



NEW

AXIS
BLACK TITANIUM
50902 21 08



NEW

AXIS
BLACK PINK
50902 21 74



87^P

THERE IS MA IN THE ACTION

THE RIGHT SELECTION.

Strobe offers the best features of a full-face helmet with the comfort of a jet helmet, without compromising safety.



GIG
ON



FF325
STROBE
— URBAN COMMUTER —

90P

FF325

STROBE

— URBAN COMMUTER —

I SPECIFICATIONS

SHELL

Certified ECE 22.05
GR 1550 ± 50
2 Shells
2XS>XS>S>M / L>XL>2XL
Made of HPTT
90° Flip -Up System
Long Oval

VENTILATION

Channeled EPS
Top Vents
Chin Vent

COMFORT LINER

Removable & Washable
Breathable
Hypoallergenic
Laser - Cut Foam
Chin Curtain

VISOR

Twin Shield System
Quick Release System
Scratch Resistant
UV Resistant
Ready For Pinlock

SECURITY

Quick Release Buckle
Reinforced Chin Strap
Reflective Safety Patch
Multi - Density EPS
Neck Roll

 PINLOCK®

MORE INFO



STROBE

URBAN COMMUTER FF325



2 SHELLS



MADE OF HPTT



1550±50GR



HOMOLOGATION



SOLID
WHITE
50325 10 02



SOLID
MATT TITANIUM
50325 10 07




SOLID
MATT BLACK
50325 10 11



SOLID
BLACK
50325 10 12





TURB DOWN



AINT TOWNT

VERSO / **OF570**

TWISTER / **OF573**

TRACK / **OF569**

SPITFIRE / **OF599**

SPHERE LUX / **OF558**

SPHERE / **OF558**

AIR FLOW / **OF562**

THE LIMITATION THE IMAGINATION

IDEAL TO ENJOY THE CITY.

Designed to intensely experience the city, Verso is the newest open face creation made for the 2019 Collection of LS2.

The lightweight, safe KPA compound (a highly flexible, durable material) combines with a soft-line design. Verso is the ideal helmet for those users who need comfort and a lightweight design on a daily basis, without compromising safety.





— OF570 —
VERSO
— URBAN DOWNTOWN —

95P

96^P

OF570

VERSO

— URBAN DOWNTOWN —

I SPECIFICATIONS

SHELL

Certified ECE 22.05
GR 1250 ± 50
2 Shells
2XS>XS>S>M>L / XL>2XL>3XL
Made of KPA
Intermediate Oval

COMFORT LINER

Removable & Washable
Breathable
Hypoallergenic
Laser - Cut Foam

VENTILATION

Channeled EPS
Top Vents
Exhaust Ports
Air Diffuser

VISOR

Twin Shield System
Quick Release System
Scratch Resistant
UV Resistant
Vortex Generator

SECURITY

Steel Quick Release Buckle
Reinforced Chin Strap
Reflective Safety Patch
Multi - Density EPS
Neck Roll

Ready for
LINKIN
RIDE PAL 

MORE INFO



VERSO

URBAN DOWNTOWN OF570



2 SHELLS



MADE OF KPA



1250±50GR



HOMOLOGATION



SOLID
WHITE
30570 10 02



SOLID
MATT TITANIUM
30570 10 07



SOLID
MATT BLACK
30570 10 11



SOLID
BLACK
30570 10 12



SOLID
NARDO GREY
30570 37 04



SPIN
WHITE BLACK
30570 22 15

NEW



SPIN
MATT FLUO ORANGE
30570 22 51



SPIN
MATT H-V YELLOW
30570 22 53



NEW

MARKER
MATT BLACK TITANIUM
30570 23 07



NEW

MARKER
MATT BLACK VIOLET
30570 23 75


THE EYE OF THE STORM TWIST

DESIGNED TO ENJOY THE METROPOLITAN ROUTINE.

Lightness and protection come together with an alternative and very personal design in the new open face model of the LS2 family, Twister II. With seven colors to choose from and two modern graphics which go well with any scooter, this is the best accessory for urbanites and lovers of freedom on the highway.



THE
TWISTER



— OF573 —
TWISTER II
— URBAN DOWNTOWN —

99P

100P

OF573

TWISTER II

— URBAN DOWNTOWN —

I SPECIFICATIONS

SHELL

Certified ECE 22.05
GR 1100 ± 50
2 Shells
XS>S>M / L>XL>2XL
Made of HPTT
Intermediate Oval

COMFORT LINER

Removable & Washable
Breathable
Hypoallergenic
Laser - Cut Foam

VENTILATION

Channeled EPS
Top Vents
Exhaust Ports

VISOR

Twin Shield System
Quick Release System
Scratch Resistant
UV Resistant

SECURITY

Quick Release Buckle
Reinforced Chin Strap
Multi - Density EPS

MORE INFO



TWISTER II

URBAN DOWNTOWN OF573



2 SHELLS



MADE OF HPTT



1100 ±50GR



HOMOLOGATION



SOLID
WHITE
30573 30 02



SOLID
MATT TITANIUM
30573 30 07



SOLID
MATT BLACK
30573 30 11



SOLID
BLACK
30573 30 12



PLANE
WHITE BLACK RED
30573 40 02



PLANE
H-V YELLOW BLACK RED
30573 40 54



COMBO
WHITE GREEN RED
30573 41 02



XOVER
MATT BLACK BLUE
30573 42 21



XOVER
MATT TITANIUM PURPLE
30573 42 74



FLIX
WOOD
30573 43 63



FLIX
BLACK H-V YELLOW
30573 43 54



FLIX
BLACK VIOLET
30573 43 75

NEW

NEW

NEW

NEW

NEW

THE FUTURE BELONG TO IT

ENJOY GOOD WEATHER SAFELY.

This helmet offers a modern design with soft lines and high-quality features, ideal for losing yourself on the asphalt during the hotter months of the year, as well as a long visor and inner screen to protect yourself from the sun's rays.

The outer shell of Track is light for the user's comfort, while also being resistant in order to absorb the energy of a possible impact.





— 0F569 —
TRACK
— URBAN DOWNTOWN —

104^P

OF569

TRACK

— URBAN DOWNTOWN —

I SPECIFICATIONS

SHELL

Certified ECE 22.05
GR 1250 ± 50
1 Shell
XS>S>M>L>XL>2XL
Made of HPTT
Intermediate Oval

VENTILATION

Channeled EPS
Top Vent
Exhaust Port

SECURITY

Quick Release Buckle
Reinforced Chin Strap
Multi - Density EPS

COMFORT LINER

Removable & Washable
Breathable
Hypoallergenic
Laser - Cut Foam

VISOR

Twin Shield System
Quick Release System
Scratch Resistant
UV Resistant

MORE INFO



TRACK

URBAN DOWNTOWN OF569



1 SHELL



MADE OF HPTT



1250±50GR



HOMOLOGATION



SOLID
WHITE
30569 20 02



SOLID
MATT BLACK
30569 20 11



SOLID
BLACK
30569 20 12



SOLID
H-V YELLOW
30569 20 54



105^P

MAKE LIFE A MASTERPIECE


A TRUE SEDUCER.

Spitfire capture at first glance! The new LS2 open face is born thanks to the brand's determination to propose a new modern and essential helmet, dedicated to the eclectic bikers doing of their total look a real style of life, which throw an eye to the design but not forgive protection and safety while riding their 'two wheels'.





— OF599 —
SPITFIRE
— URBAN DOWNTOWN —



OF599

SPITFIRE

— URBAN DOWNTOWN —

I SPECIFICATIONS

SHELL

Certified ECE 22.05
GR 1000 ± 50
2 Shell
XS>S>M>L / XL>2XL
Made of HPTT
Intermediate Oval

VENTILATION

-

SECURITY

Quick Release Buckle
Reinforced Chin Strap
Multi - Density EPS

COMFORT LINER

Extra Comfort Liner
Breathable
Hypoallergenic
Laser - Cut Foam

VISOR

Sun Visor
Scratch Resistant
UV Resistant
2 Steps Sun Visor

MORE INFO

SPITFIRE

URBAN DOWNTOWN OF599



2 SHELLS



MADE OF HPTT



1000±50GR



HOMOLOGATION



SOLID
WHITE
30599 10 02



SOLID
MATT TITANIUM
30599 10 07



SOLID
MATT BLACK
30599 10 11



SOLID
BLACK
30599 10 12



JEANS
TITANIUM
30599 19 08



INKY
MATT BLACK WHITE
30599 20 11



SUNRISE
BROWN ORANGE YELLOW
30599 20 64



FLIER
BLACK GOLD
30599 21 12



NEW

BLACK FLAG
MATT BLACK TITANIUM
30599 26 11

ASPIRE TO IN DREAMING IN

CAPTIVATING, STYLISH, REFINED.

SPHERE LUX is the accessory that completes the personal look of the wearer, to go unnoticed when riding a scooter around the city downtown.

The right helmet for you is the new open-face of the LS2 Urban Downtown collection: SPHERE LUX. Thanks to its double visor, transparent and dark, and with its incredible color range, from the most peaceful to the most vibrant, suits ready to anticipate the seasonal trends, with a modern technology that combines lightness and protection, besides a quality / price ratio that makes it possible to combine one with each daily outfit.



INSPIRE
YOUR
COLOUR



— OF558 —
SPHERE LUX
— URBAN DOWNTOWN —

112^P

OF558

SPHERE LUX

— URBAN DOWNTOWN —

I SPECIFICATIONS

SHELL

Certified ECE 22.05
GR 1000 ± 50
1 Shell
XS>S>M>L>XL>2XL
Made of HPTT
Intermediate Oval

VENTILATION

-

COMFORT LINER

Breathable
Hypoallergenic
Removable & Washable

VISOR

Quick Release System
Scratch Resistant
UV Resistant

SECURITY

Quick Release Strap
Reinforced Chin Strap
Multi - Density EPS

MORE INFO



SPHERE LUX

URBAN DOWNTOWN OF558



1 SHELL



MADE OF HPTT



1000±50GR



HOMOLOGATION



SOLID
WHITE
30558 50 02



SOLID
MATT BLACK
30558 50 11



SOLID
MATT TITANIUM
30558 50 07



SOLID
MATT H-V YELLOW
30558 50 53



SOLID
MATT FLUO ORANGE
30558 50 51



SOLID
MATT MILITARY GREEN
30558 50 61



SOLID
FLUO PINK
30558 50 14



CRISP
BLACK H-V YELLOW
30558 52 54



BLOOM
BLUE PINK
30558 61 26



CRUSH
BLACK H-V YELLOW
30558 62 54



NEW

SNAKE
MATT BLACK RED
30558 63 31



NEW

SNAKE
MATT BLACK TITANIUM
30558 63 07



SOLID
NARDO GREY
30558 37 04

OF558
SPHERE
— URBAN DOWNTOWN —



SOLID
WHITE
30558 10 02



SOLID
SILVER
30558 10 04



SOLID
MATT BLACK
30558 10 11



SOLID
BLACK
30558 10 12

IT BECOMES AN ADDICTION

DESIGNED TO ENJOY THE METROPOLITAN ROUTINE.

Lightness and protection come together with an alternative and very personal design in the new open face model of the LS2 family, Airflow.

With seven colors to choose from and two modern graphics which go well with any scooter, this is the best accessory for urbanites and lovers of freedom on the highway.





N

— OF562 —
AIRFLOW
— URBAN DOWNTOWN —

115^P

116^P

OF562

AIRFLOW

— URBAN DOWNTOWN —

I SPECIFICATIONS

SHELL

Certified ECE 22.05
GR 950 ± 50
1 Shell
2XS>XS>S>M>L>XL>2XL
Made of HPTT
Intermediate Oval

COMFORT LINER

Breathable
Hypoallergenic
Removable & Washable

VENTILATION

Channeled EPS
Top Vent

VISOR

Quick Release System
Scratch Resistant
UV Resistant

SECURITY

Quick Release Strap
Reinforced Chin Strap
Multi - Density EPS

MORE INFO



AIRFLOW

URBAN DOWNTOWN OF562



1 SHELL



MADE OF HPTT



950±50GR



HOMOLOGATION



SOLID
WHITE
30562 50 02



SOLID
SILVER
30562 50 04



SOLID
MATT BLACK
30562 50 11



SOLID
BLACK
30562 50 12



SOLID
MATT H-V YELLOW
30562 50 53



CONDOR
WHITE BLACK RED
30562 52 32



METROPOLIS
MATT BLACK H-V YELLOW
30562 53 11



CAMO
MATT TITANIUM YELLOW
30562 54 61



117^P



TRIB

UNITIN

AIN MITTED

BOB C / **OF601**

NEW

BOB HPFC / **OF601**

NEW

INFINITY / **OF521**

120P

THE LIGHTEST ELECTION

GO WITH THE WIND.

It's the perfect blend for Super-Moto, Stunters, ADV riders, and for those who want to stand out from the crowd. The shell is made from LS2's Carbon fibre or High Performance Fibre Composite (HPFC). This ultra-light, ultra-strong material is state-of-the-art for energy dispersion and safety to withstand the rigors of competition and pass the most of the toughest standards in the world.

The LS2 BOB uses 4 shell sizes for the ultimate fit.



NEW



OF601

BOD
C A R B O N

— URBAN UNLIMITED —

121^P

122^P

NEW

OF601

DOD
C A R B O N

— URBAN UNLIMITED —

I SPECIFICATIONS

SHELL

Certified ECE 22.05
GR 850 ± 50
4 Shells
2XS>XS>S / M>L / XL>2XL / 3XL
Made of Carbon
Intermediate Oval

VENTILATION

Channeled EPS

SECURITY

Quick Release Buckle
2 Position Sun Visor
Reinforced Chin Strap
Multi - Density EPS
Magnetic - Strap System
Double D-Ring

COMFORT LINER

Breathable
Hypoallergenic
Removable & Washable
Laser - Cut Foam
Leather Skin Liner

VISOR

High Quality Sun Visor
Scratch Resistant
UV Resistant
Peak Included

MORE INFO



BOB C

URBAN UNLIMITED OF601



4 SHELLS



MADE OF CARBON



850±50GR



HOMOLOGATION



NEW

SOLID


MATT CARBON

30601 10 98



123^P

TAKE THE DAY OFF



HPFC



NEW



— OF601 —
BOB
— URBAN UNLIMITED —

125^P

126^P

NEW

OF601

BOB

— URBAN UNLIMITED —

I SPECIFICATIONS

SHELL

Certified ECE 22.05
GR 1000 ± 50
4 Shells
2XS>XS>S / M>L / XL>2XL / 3XL
Made of HPFC
Intermediate Oval

VENTILATION

Channeled EPS

SECURITY

Quick Release Buckle
2 Position Sun Visor
Reinforced Chin Strap
Multi - Density EPS
Mgnetic - Strap System
Double D-Ring

COMFORT LINER

Breathable
Hypoallergenic
Removable & Washable
Laser - Cut Foam
Leather Skin Liner

VISOR

High Quality Sun Visor
Scratch Resistant
UV Resistant
Peak Included

MORE INFO



BOB HPFC

URBAN UNLIMITED OF601



4 SHELLS



MADE OF HPFC



1000±50GR



HOMOLOGATION



NEW

SOLID
MATT BLACK
30601 10 11



NEW

SOLID
BLACK
30601 10 12



NEW

SOLID
NARDO GREY
30601 37 04



NEW

LINES
BLACK JEANS
30601 20 08



TO THE INFIN AND BEYOND

PERFECT FUSION OF FREEDOM & SAFETY.

Infinity offers that ultimate sense of freedom riders want, wrapped in a technically advanced, modern, open-face motorcycle helmet design. Whatever your favorite style of riding, the Infinity offers all you need and more in a lightweight, open-face helmet.



ITV



— OF521 —
INFINITY
— URBAN UNLIMITED —

129P

130P

OF521

INFINITY

— URBAN UNLIMITED —

I SPECIFICATIONS

SHELL

Certified ECE 22.05
GR 1250 ± 50
3 Shells
2XS>XS>S / M>L / XL>2XL>3XL
Made of HPFC
Long Oval

COMFORT LINER

Removable & Washable
Breathable
Hypoallergenic
Laser - Cut Foam
Magna - Tech Liner

VENTILATION

Channeled EPS
Top Vents
Exhaust Ports

VISOR

Twin Shield System
Quick Release System
Scratch Resistant
UV Resistant
Double Curvature

SECURITY

Quick Release Strap
Reinforced Chin Strap
Reflective Safety Patch
Multi - Density EPS
Neck Roll

MORE INFO



INFINITY

URBAN UNLIMITED OF521



3 SHELLS



MADE OF HPFC



1250±50GR



HOMOLOGATION



SOLID
WHITE
30521 10 02



SOLID
MATT BLACK
30521 10 11



SOLID
BLACK
30521 10 12



NEW

SOLID
NARDO GREY
30521 37 04



SMART
MATT TITANIUM ORANGE
30521 21 07



BEYOND
BLACK H-V YELLOW
30521 20 54



NEW

HYPER
MATT BLUE
30521 22 23



NEW

HYPER
WOOD
30521 22 63

ROTE
ROAD



XTRA C / **MX471**

SUBVERTER / **MX470**

PIONEER EVO / **MX436** **NEW**

FAST EVO / **MX437** **NEW**

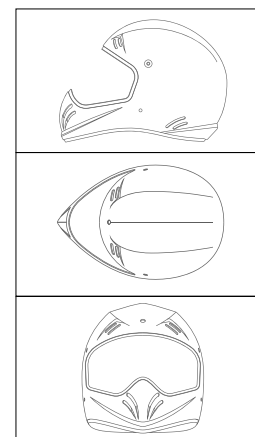


THE BLACK S IN THE FAMILY

LIGHTWEIGHT PRESTIGE, UPDATED.

The latest technology applied to the new Light model has turned this helmet into a worthy rival. It guarantees comfort and protection in riskier situations. Its external shell, designed in fibre, is what differentiates it on the market and in the heads of the most daring motocross riders – they really understand what it means to carry out each one of their achievements with the Light, feeling its lightweight, safe design in each challenge they come up against.





— MX471 —
VTRA
C A R B O N
ALPHA
— OFF ROAD —

135P

136P

MX471

VTRA
C A R B O N
ATRA

OFF ROAD

I SPECIFICATIONS

SHELL

Certified ECE 22.05
GR 980 ± 50
3 Shells
XS>S / M>L / XL>2XL>3XL
Made of Carbon
Long Oval

COMFORT LINER

Breathable
Hypoallergenic
Removable & Washable
Laser - Cut Foam
Extra Comfort Liner

VENTILATION

Channeled EPS
Multiple Top Vent
Chin Vent
Exhaust Port

VISOR

-

SECURITY

Double D-Ring
Emergency Release System
Reinforced Chin Strap
Metal Security Plate
Multi - Density EPS
Safety Sliding Structure

MORE INFO



XTRA C

OFF ROAD MX471



3 SHELLS



MADE OF CARBON



980±50GR



HOMOLOGATION



SOLID

MATT CARBON
40471 10 99



YARD

CARBON WHITE RED
40471 20 31

NEW



CHASING NEW HORIZONS

TOP LEVEL OFF-ROAD PERFORMANCE.

The new Off-Road model of the LS2 range represents the perfect expression of the name thanks to its extreme and absolute innovating specifics looking to comfort, safety and look. Made with the ultra-light KPA, the new Subverter is offering, above all, a security sliding structure with a double injection of EPS, to guarantee an exceptional protection on impacts.



MX470

SUBVERTER

OFF ROAD

W



139P

140P

MX470

SUBVERTER

OFF ROAD

I SPECIFICATIONS

SHELL

Certified ECE 22.05
GR 1300 ± 50
3 Shells
XS>S / M>L / XL>2XL>3XL
Made of KPA
Long Oval

VENTILATION

Channeled EPS
Multiple Top Vent
Chin Vent
Exhaust Port

SECURITY

Double D-Ring
Emergency Release System
Reinforced Chin Strap
Metal Security Plate
Multi - Density EPS
Safety Sliding Structure

COMFORT LINER

Breathable
Hypoallergenic
Removable & Washable
Laser - Cut Foam
Adjustable Peak

VISOR



MORE INFO



SUBVERTER

OFF ROAD MX470



3 SHELLS



MADE OF KPA



1300*50GR



HOMOLOGATION



SOLID

WHITE
40470 10 02



NOIR

MATT BLACK
40470 14 11



NIMBLE

WHITE BLUE H-V YELLOW
40470 20 54



EMPEROR

BLACK ORANGE
40470 22 52



TRIPLEX

BLACK H-V YELLOW PINK
40470 23 54



CLAW

MATT BLACK RED
40470 24 32



CLAW

MATT BLACK H-V YELLOW
40470 24 54



POWER

JEANS
40470 26 08



POWER

CHROME BLUE
40470 26 26



TROOP

MATT BLACK RED
40470 27 11



TROOP

MATT BLUE FLUO ORANGE
40470 27 25



TROOP

MATT PINK H-V YELLOW
40470 27 46



MAX

BLACK TURQUOISE
40470 99 27

CHOOSE YOUR OWN ADVENTURE

BUILD YOUR OWN ADVENTURE.

A new approach to the adventure motorcycle helmet category, the Pioneer EVO leans heavily on LS2's successful.

Rally experience and offers the rider everything they need, and nothing they don't for serious, dirt-focused adventure riding.



ORDER



NEW



MX436

PIONEER EVO

OFF ROAD

143^P

144^P

NEW

MX436

PIONEER EVO

OFF ROAD

I SPECIFICATIONS

SHELL

Certified ECE 22.05
GR 1350 ± 50
3 Shells
2XS>XS>S / M>L / XL>2XL>3XL
Made of KPA
Long Oval

COMFORT LINER

Breathable
Hypoallergenic
Removable & Washable
Laser - Cut Foam

VENTILATION

Channeled EPS
Multiple Top Vent
Chin Vent
Exhaust Port

VISOR

Twin Shield System
Scratch Resistant
UV Resistant
Pinlock Ready

SECURITY

Emergency Release System
Quick release Buckle
Reinforced Chin Strap
Metal Security Plate
Multi - Density EPS



MORE INFO



PIONEER EVO

OFF ROAD MX436



3 SHELLS



MADE OF KPA



1350±50GR



HOMOLOGATION



NEW

SOLID
WHITE
40436 20 02



NEW

SOLID
TITANIUM
40436 20 07



NEW

SOLID
MATT BLACK
40436 20 11



NEW

KNIGHT
TITANIUM WHITE
40436 28 08



NEW

KNIGHT
TITANIUM FLUO ORANGE
40436 28 50



NEW

COBRA
MATT BLACK BLUE
40436 29 27



NEW

ROUTER
MATT BLACK H-V YELLOW
40436 31 54



NEW

EVOLVE
MATT WHITE BLACK
40436 33 11



NEW

EVOLVE
WHITE COBALT
40436 33 24



NEW

EVOLVE
RED WHITE
40436 33 32

THE FAST EVOLUTION

Technical Evolution, and more Fast.

LS2's Fast EVO is a technically advanced weapon for serious off road riders. The shell is made from LS2's proprietary Kinetic Polymer Alloy (KPA). This innovative material is ultra-light weight and offers a bit of energy absorbing flexibility, but with a penetration resistance that rivals high-end composites.

The wide eye port accommodates most major brands of goggles. Intake and exhaust ports ensure plenty of ventilation to keep you cool, whether during a long moto, an enduro, or a long day on the trail.



NEW



— MX437 —
FAST EVO
— OFF ROAD —

147^P

148P

NEW

MX437

FAST EVO

OFF ROAD

I SPECIFICATIONS

SHELL

Certified ECE 22.05
GR 1150 ± 50
3 Shells
2XS>XS>S / M>L / XL>2XL>3XL
Made of KPA
Long Oval

VENTILATION

Channeled EPS
Multiple Top Vent
Chin Vent
Exhaust Port

SECURITY

Double D-Ring
Emergency Release System
Reinforced Chin Strap
Metal Security Plate
Multi - Density EPS
Safety Sliding Structure

COMFORT LINER

Breathable
Hypoallergenic
Removable & Washable
Laser - Cut Foam
Adjustable Peak

VISOR

-

MORE INFO



FAST EVO

OFF ROAD MX437



3 SHELLS



MADE OF KPA



1150 ±50GR



HOMOLOGATION



NEW

SOLID
MATT BLACK
40437 20 11



NEW

ROAR
MATT BLACK RED
40437 32 32



NEW

ROAR
MATT BLACK H-V YELLOW
40437 32 54



NEW

ROAR
MATT BLACK GREEN
40437 32 61



NEW

ROAR
MATT BLACK PURPLE
40437 32 74



NEW

CRUSHER
BLACK H-V YELLOW
40437 34 12



NEW

CRUSHER
BLACK RED
40437 34 32



NEW

ALPHA
MATT BLUE
40437 36 25



NEW

FUNKY
RED WHITE
40437 33 02



JUN KID



TOR

RAPID JR / **FF353J**

WUBY JR / **OF573J**

FAST EVO JR / **MX437J** **NEW**



152^P

FF353J

RAPID MINI

MINI

SPECIFICATIONS

SHELL

Certified ECE 22.05
GR 1200 ± 50
1 Shell
S > M > L
Made of HPTT
Long Oval

COMFORT LINER

Removable and Washable
Breathable
Hypoallergenic
Laser-Cut Foam

VENTILATION

Channeled Ports
Chin Vent
Top Vent
Exhaust Port
Breath Deflector

VISOR

Quick Release System
Scratch Resistant
UV Resistant
Anti Fog System

SECURITY

Quick Release Strap
Reinforced Chin Strap
Multi-Density EPS
Neck Roll



MORE INFO



RAPID MINI

MINI FF353J



1 SHELL



MADE OF HPTT



1200±50GR



HOMOLOGATION



SOLID

WHITE

10353J 10 02



SOLID

MATT BLACK

10353J 10 11



SOLID

BLACK

10353J 10 12



MONSTER

WHITE BLUE

10353J 20 26



CRAZY POP

WHITE PINK

10353J 21 14



153P

154^P

OF575J

WUBY

MINI

I SPECIFICATIONS

SHELL

Certified ECE 22.05
GR 900 ± 50
1 Shell
S > M > L
Made of HPTT
Intermediate Oval

COMFORT LINER

Breathable
Hypoallergenic
Removable & Washable
Laser - Cut Foam

VENTILATION

-

VISOR

Quick Release System
Scratch Resistant
UV Resistant

SECURITY

Quick Release Strap
Reinforced Chin Strap
Multi - Density EPS
Neck Roll

MORE INFO



WUBY

MINI OF575J



1 SHELL



MADE OF HPTT



900 ±50GR



HOMOLOGATION



SOLID

WHITE

30575J 10 02



SOLID

RED

30575J 10 32



SOLID

PINK

30575J 10 46



155^P

DREAM IT. DO IT FAST.

The Fast evolution.

The new LS2 Fast Mini EVO full face MX, off road motorcycle helmet- Built in our own factory, and perhaps the best value in a lightweight, full face, YOUTH motocross helmet, LS2's Fast Mini EVO is a technically advanced weapon for young and serious off road riders.



ISHIT

NEW



— MX437J —
FAST MINI EVO
— MINI —

157P

158P

NEW

MX437J

FAST MINI EVO

MINI

I SPECIFICATIONS

SHELL

Certified ECE 22.05
GR 1050 ± 50
1 Shell
S > M > L
Made of KPA
Long Oval

COMFORT LINER

Breathable
Hypoallergenic
Removable & Washable
Laser - Cut Foam
Adjustable Peak

VENTILATION

Channeled EPS
Multiple Top Vent
Chin Vent
Exhaust Port

VISOR

-

SECURITY

Double D-Ring
Emergency Release System
Reinforced Chin Strap
Metal Security Plate
Multi - Density EPS
Safety Sliding Structure

MORE INFO



FAST MINI EVO

MINI MX437J



1 SHELL



MADE OF KPA



1050*50GR



HOMOLOGATION



NEW

CRUSHER

BLACK H-V YELLOW
40437J 34 12



NEW

FUNKY

RED WHITE
40437J 33 02



159P

160P

FULL RANGE

FF323 **ARROW C**



SOLID
CARBON
10323 30 98



STING
BLACK H-V YELLOW
10323 37 55



STING
BLUE FLUO ORANGE
10323 37 52



MCPHEE REPLICA
BLACK BLUE RED
10323 99 56



SOLID
CARBON
10327 70 99



KONIC
MATT CARBON BLUE
10327 71 25



KONIC
MATT CARBON RED
10327 71 31

FF327 **CHALLENGER HPFC**



GRID
BLUE CARBON RED
10327 72 31



GRID
MATT CARBON ORANGE
10327 72 51



DRONE
MATT CARBON BLUE
10327 74 25



DRONE
MATT CARBON H-V YELLOW
10327 74 54



SOLID
WHITE
10327 10 02



SOLID
MATT TITANIUM
10327 10 07



SOLID
MATT BLACK
10327 10 11



SOLID
BLACK
10327 10 12



JEANS
TITANIUM
10327 19 08



FLEX
MATT BLACK
10327 30 11



FUSION
MATT TITANIUM BLUE
10327 31 07



FUSION
MATT TITANIUM PINK
10327 31 46



FUSION
BLUE RED
10327 31 26



SQUADRON
MATT FLUO ORANGE
10327 34 52

FF397 **VECTOR HPFC EVO**



SQUADRON
MATT H-V YELLOW
10327 34 54



RANDY
MATT BLACK GLOSS GREEN
10327 35 60



CANNON
JEANS FLUO ORANGE
10327 36 51



PROPELLER
BLACK TITANIUM
10327 38 08



PROPELLER
RED BLUE
10327 38 26



SOLID
WHITE
10397 10 02



SOLID
MATT BLACK
10397 10 11

FF397 **VECTOR HPFC EVO**



SOLID
BLACK
10397 10 12



HUNTER
MATT BLACK TITANIUM
10397 33 08



HUNTER
MATT FLUO ORANGE BLACK
10397 33 51



KRIPTON
MATT BLACK TITANIUM
10397 21 08



KRIPTON
MATT BLUE H-V YELLOW
10397 21 25



COSMOS
MATT BLACK PINK
10397 22 46



NEW

SWIPE
RAINBOW
10397 36 11

FF390 **BREAKER**



NEW

SWIPE
MATT BLACK RED
10397 36 32



NEW

STENCIL
MATT BLUE
10397 37 26



NEW

STENCIL
MATT BLACK RED
10397 37 32



NEW

STENCIL
MATT BLACK H-V YELLOW
10397 37 54



NEW

STENCIL
MATT TITANIUM PURPLE
10397 37 74



SOLID
WHITE
10390 10 02



SOLID
MATT TITANIUM
10390 10 07



SOLID
MATT BLACK
10390 10 11



SOLID
BLACK
10390 10 12



PHYSICS
MATT BLACK TITANIUM
10390 26 07



PHYSICS
BLACK RED
10390 26 32



ANDROID
BLUE RED
10390 27 26



SWAT
FLUO ORANGE BLACK
10390 28 52



FELINE
MATT BLACK H-V YELLOW
10390 29 54

FF800 **STORM**



NEW

DEFT
MATT BLACK TITANIUM
10390 30 07



NEW

BETA
MATT BLUE
10390 31 26



NEW

BETA
MATT RED BLUE
10390 31 31



NEW

BETA
MATT COBALT H-V YELLOW
10390 31 53



NEW

BETA
MATT PURPLE
10390 31 74



NEW

SOLID
WHITE
10800 10 02



NEW

SOLID
MATT TITANIUM
10800 10 07

FF800 **STORM**



NEW

SOLID
MATT BLACK
10800 10 11



NEW

SOLID
BLACK
10800 10 12



NEW

SOLID
NARDO GREY
10800 37 04



NEW

JEANS
TITANIUM
10800 19 08



NEW

NERVE
WHITE ANTIQUE GOLD
10800 20 43



NEW

NERVE
MATT BLACK RED
10800 20 32



NEW

NERVE
MATT BLACK H-V YELLOW
10800 20 60



NEW

RACER
BLUE RED
10800 21 32



NEW

RACER
MATT TITANIUM FLUO ORANGE
10800 21 52



NEW

RACER
MATT BLUE
10800 21 22



NEW

FASTER
MATT TITANIUM
10800 22 07



NEW

FASTER
RED BLUE
10800 22 26



NEW

FASTER
MATT RED TITANIUM
10800 22 32



NEW

FASTER
MATT FLUO ORANGE BLUE
10800 22 52

FF320 **STREAM EVO**



NEW

CLASSY
ANTIQUE GOLD
10800 23 43



NEW

CLASSY
RED
10800 23 32



SOLID
WHITE
10320 40 02



SOLID
MATT BLACK
10320 40 11



SOLID
BLACK
10320 40 12



JINK
MATT BLACK H-V YELLOW
10320 42 54



COMMANDER
WHITE BLACK RED
10320 43 02



KUB
BLACK RED
10320 44 32



HYPE
WHITE BLACK TITANIUM
10320 45 08



AXIS
WHITE BLUE
10320 46 26



LUX
MATT BLACK PINK
10320 47 46



LAVA
FLUO ORANGE BLACK
10320 50 52



NEW

PASLY
MATT VIOLET
10320 53 75



NEW

THRONE
MATT BLACK TITANIUM
10320 54 07

FF320 **STREAM EVO**



NEW

THRONE
MATT BLACK H-V YELLOW
10320 54 51



NEW

THRONE
WHITE ORANGE
10320 54 54



SOLID
WHITE
10353 10 02



SOLID
MATT TITANIUM
10353 10 07



SOLID
MATT BLACK
10353 10 11



SOLID
BLACK
10353 10 12



POPIES
PINK
10353 20 46



DEADBOLT
MATT BLACK BLUE
10353 24 26



DEADBOLT
MATT BLACK ORANGE
10353 24 51



CARRERA
MATT BLACK H-V YELLOW
10353 25 54



BOHO
WHITE BLACK PINK
10353 26 15



GHOST
WHITE BLACK RED
10353 27 32



NEW

CIRCLE
MATT TITANIUM FLUO ORANGE
10353 35 52



NEW

CROMO
MATT BLACK H-V YELLOW
10353 36 54

FF313 **VORTEX C**



NEW

CROMO
MATT FLUO ORANGE BLUE
10353 36 26



NEW

NAUGHTY
WHITE RED
10353 41 02



NEW

NAUGHTY
MATT BLACK H-V YELLOW
10353 41 60



NEW

NAUGHTY
MATT BLUE FLUO ORANGE
10353 41 50



SOLID
MATT CARBON
50313 10 98



SOLID
CARBON
50313 10 99



FRAME
MATT CARBON H-V YELLOW
50313 20 54

FF900 **VALIANT II**



NEW

SOLID
WHITE
50900 10 02



NEW

SOLID
MATT TITANIUM
50900 10 07



NEW

SOLID
MATT BLACK
50900 10 11



NEW

SOLID
BLACK
50900 10 12



NEW

NOIR
MATT BLACK
50900 14 11



NEW

JEANS
TITANIUM
50900 19 08



NEW

ORBIT
JEANS
50900 20 08

FF900 **VALIANT II**



NEW

ORBIT
MATT BLUE
50900 20 23



NEW

HAMMER
MATT BLACK BLUE
50900 21 26



NEW

HAMMER
MATT BLACK RED
50900 21 32



NEW

HAMMER
MATT BLACK H-V YELLOW
50900 21 54



NEW

REVO
WHITE RED BLUE
50900 22 32



NEW

REVO
MATT TITANIUM FLUO ORANGE
50900 22 50



NEW

REVO
MATT BLACK H-V YELLOW
50900 22 54

FF399 **VALIANT**



NEW

GRIPPER
MATT TITANIUM
50900 23 07



NEW

GRIPPER
MATT ANTIQUE GOLD
50900 23 62



SOLID
WHITE
50399 10 02



SOLID
MATT TITANIUM
50399 10 07



SOLID
MATT BLACK
50399 10 11



SOLID
BLACK
50399 10 12



SOLID
WHITE
50324 13 02

FF324 **METRO EVO**



SOLID
MATT BLACK
50324 13 11



SOLID
BLACK
50324 13 12



RAPID
MATT BLACK H-V YELLOW
50324 32 54



SUB
BLACK GLOW LIGHT
50324 36 12



BUZZ
MATT BLACK TITANIUM BLUE
50324 40 26



NEW

SOLID
WHITE
50902 10 02



NEW

SOLID
MATT TITANIUM
50902 10 07

FF902 **SCOPE**



NEW

SOLID
MATT BLACK
50902 10 11



NEW

SOLID
BLACK
50902 10 12



NEW

SKID
BLACK H-V YELLOW
50902 20 54



NEW

AXIS
BLACK TITANIUM
50902 21 08



NEW

AXIS
BLACK PINK
50902 21 74



SOLID
WHITE
50325 10 02



SOLID
MATT TITANIUM
50325 10 07

FF325 **STROBE**

FF325 **STROBE**



SOLID
MATT BLACK
50325 10 11



SOLID
BLACK
50325 10 12



SOLID
WHITE
30570 10 02



SOLID
MATT TITANIUM
30570 10 07



SOLID
MATT BLACK
30570 10 11



SOLID
BLACK
30570 10 12



SOLID
NARDO GREY
30570 37 04

NEW

OF570 **VERSO**

OF573 **TWISTER II**



SPIN
WHITE BLACK
30570 22 15



SPIN
MATT FLUO ORANGE
30570 22 51



SPIN
MATT H-V YELLOW
30570 22 53



MARKER
MATT BLACK TITANIUM
30570 23 07

NEW



MARKER
MATT BLACK VIOLET
30570 23 75

NEW



SOLID
WHITE
30573 30 02



SOLID
MATT TITANIUM
30573 30 07



SOLID
MATT BLACK
30573 30 11



SOLID
BLACK
30573 30 12



PLANE
WHITE BLACK RED
30573 40 02



PLANE
H-V YELLOW BLACK RED
30573 40 54



COMBO
WHITE GREEN RED
30573 41 02



XOVER
MATT BLACK BLUE
30573 42 21

NEW



XOVER
MATT TITANIUM PURPLE
30573 42 74

NEW

OF569 **TRACK**



FLIX
WOOD
30573 43 63

NEW



FLIX
BLACK H-V YELLOW
30573 43 54

NEW



FLIX
BLACK VIOLET
30573 43 75

NEW



SOLID
WHITE
30569 20 02



SOLID
MATT BLACK
30569 20 11



SOLID
BLACK
30569 20 12



SOLID
H-V YELLOW
30569 20 54

OF599 **SPITFIRE**



SOLID
WHITE
30599 10 02



SOLID
MATT TITANIUM
30599 10 07



SOLID
MATT BLACK
30599 10 11



SOLID
BLACK
30599 10 12



JEANS
TITANIUM
30599 19 08



INKY
MATT BLACK WHITE
30599 20 11



SUNRISE
BROWN ORANGE YELLOW
30599 20 64

OF558 **SPHERE LUX**



FLIER
BLACK GOLD
30599 21 12



BLACK FLAG
MATT BLACK TITANIUM
30599 26 11

NEW



SOLID
WHITE
30558 50 02



SOLID
MATT BLACK
30558 50 11



SOLID
MATT TITANIUM
30558 50 07



SOLID
MATT H-V YELLOW
30558 50 53



SOLID
MATT FLUO ORANGE
30558 50 51



SOLID
MATT MILITARY GREEN
30558 50 61



SOLID
FLUO PINK
30558 50 14



CRISP
BLACK H-V YELLOW
30558 52 54



BLOOM
BLUE PINK
30558 61 26



CRUSH
BLACK H-V YELLOW
30558 62 54



SNAKE
MATT BLACK RED
30558 63 31

NEW



SNAKE
MATT BLACK TITANIUM
30558 63 07

NEW

OF558 **SPHERE**



SOLID
NARDO GREY
30558 37 04

NEW



SOLID
WHITE
30558 10 02



SOLID
SILVER
30558 10 04



SOLID
MATT BLACK
30558 10 11



SOLID
BLACK
30558 10 12



SOLID
WHITE
30562 50 02



SOLID
SILVER
30562 50 04

OF562 **AIRFLOW**

OF602 **BOB C**



SOLID
MATT BLACK
30562 50 11



SOLID
BLACK
30562 50 12



SOLID
MATT H-V YELLOW
30562 50 53



CONDOR
WHITE BLACK RED
30562 52 32



METROPOLIS
MATT BLACK H-V YELLOW
30562 53 11



CAMO
MATT TITANIUM YELLOW
30562 54 61



SOLID
MATT CARBON
30601 10 98

NEW

OF602 **BOB HPFC**



SOLID
MATT BLACK
30601 10 11

NEW



SOLID
BLACK
30601 10 12

NEW



SOLID
NARDO GREY
30601 37 04

NEW



LINES
BLACK JEANS
30601 20 08

NEW



SOLID
WHITE
30521 10 02



SOLID
MATT BLACK
30521 10 11



SOLID
BLACK
30521 10 12



SOLID
NARDO GREY
30521 37 04

NEW



SMART
MATT TITANIUM ORANGE
30521 21 07



BEYOND
BLACK H-V YELLOW
30521 20 54



HYPER
MATT BLUE
30521 22 23

NEW



HYPER
WOOD
30521 22 63

NEW



SOLID
MATT CARBON
40471 10 99



YARD
CARBON WHITE RED
40471 20 31

NEW

MX470 **SUBVERTER**



SOLID
WHITE
40470 10 02



NOIR
MATT BLACK
40470 14 11



NIMBLE
WHITE BLUE H-V YELLOW
40470 20 54



EMPEROR
BLACK ORANGE
40470 22 52



TRIPLEX
BLACK H-V YELLOW PINK
40470 23 54



CLAW
MATT BLACK RED
40470 24 32



CLAW
MATT BLACK H-V YELLOW
40470 24 54

MX470 **SUBVERTER**



POWER
JEANS
40470 26 08

NEW



POWER
CHROME BLUE
40470 26 26



TROOP
MATT BLACK RED
40470 27 11

NEW



TROOP
MATT BLUE FLUO ORANGE
40470 27 25

NEW



TROOP
MATT PINK H-V YELLOW
40470 27 46

NEW



MAX
BLACK TURQUOISE
40470 99 27



SOLID
WHITE
40436 20 02

NEW



SOLID
TITANIUM
40436 20 07

NEW



SOLID
MATT BLACK
40436 20 11

NEW



KNIGHT
TITANIUM WHITE
40436 28 08

NEW



KNIGHT
TITANIUM FLUO ORANGE
40436 28 50

NEW



COBRA
MATT BLACK BLUE
40436 29 27

NEW



ROUTER
MATT BLACK H-V YELLOW
40436 31 54

NEW



EVOLVE
MATT WHITE BLACK
40436 33 11

NEW

MX437 **FAST EVO**



EVOLVE
WHITE COBALT
40436 33 24

NEW



EVOLVE
RED WHITE
40436 33 32

NEW



SOLID
MATT BLACK
40437 20 11

NEW



ROAR
MATT BLACK RED
40437 32 32

NEW



ROAR
MATT BLACK H-V YELLOW
40437 32 54

NEW



ROAR
MATT BLACK GREEN
40437 32 61

NEW



ROAR
MATT BLACK PURPLE
40437 32 74

NEW

FF353J **RAPID MINI**



CRUSHER
BLACK H-V YELLOW
40437 34 12

NEW



CRUSHER
BLACK RED
40437 34 32

NEW



ALPHA
MATT BLUE
40437 36 25

NEW



FUNKY
RED WHITE
40437 33 02

NEW



SOLID
WHITE
10353J 10 02



SOLID
MATT BLACK
10353J 10 11



SOLID
BLACK
10353J 10 12

0F575J **WUBY**

MONSTER
WHITE BLUE
10353J 20 26



CRAZY POP
WHITE PINK
10353J 21 14



SOLID
WHITE
30575J 10 02



SOLID
RED
30575J 10 32




SOLID
PINK
30575J 10 46



CRUSHER
BLACK H-V YELLOW
40437J 34 12



FUNKY
RED WHITE
40437J 33 02





DISCOVER OUR NEW LINE OF APPAREL AND GLOVES

LAST REVISION: OCTOBER 2019

ALL OF THE CHARACTERISTICS, TECHNICAL AND DESIGN SPECIFICATIONS, MATERIALS, AND THE EXTERNAL APPEARANCE OF THE MODELS LISTED IN THIS CATALOG ARE CORRECT AS OF THE TIME OF LAST REVIEW. SUBJECT TO MODIFICATIONS.

LS2 IS NOT RESPONSIBLE FOR POSSIBLE PRINTING ERRORS AND UNAVOIDABLE COLOR DIFFERENCES BETWEEN THE IMAGES HEREIN AND THE ACTUAL PRODUCT.

DISTRIBUTED IN EUROPE BY:

TECH DESIGN TEAM S.L.
POL. IND. PLÀ de la Bruguera
C/Solsonés nº81 - 08211
Castellar del Vallés
Barcelona - Spain
Tel.: +34 937 310 060
Fax +34 937 318 393

DISTRIBUTED IN U.S.A. AND CANADA BY:

ALLWIN POWERSPORTS CORPORATION
22555 WHITE OAK Circle Aurora, IL
60502 U.S.A.
Tel.: +1630 236 2366
Fax +1630 236 2367

WWW.LS2HELMETS.COM



WWW.LS2HELMETS.COM